






get fuzz free 101

Sunscreen? Check. Shades? Check. Swimsuit? Check. Beautiful, bare bikini line? If not, don't let price, pain or pure laziness stand between you and the beach-readiest bikini line ever. Here are tools to use in the privacy of your own home that get the job done like a pro.

		our take	how it works	the perks	for best results
wax		<p>◦ Shobha Sugaring Kit (\$30; shobha.com)</p> <p>It's less traumatic than traditional waxes with smoother results that last just as long.</p>	<p>◦ This all-natural mix of sugar, lemon juice, water and glycerin was the "forefather" of today's waxes that contain chemicals known to irritate sensitive skin.</p>	<p>◦ There is less pain and irritation because it adheres more effectively to hair without stripping the skin, according to Shobha Tummala, CEO of Shobha salons in New York City.</p>	<p>◦ If you are switching from a razor, go for a traditional wax first to regrow finer strands. Wait about two weeks or until the hairs are between a quarter of an inch to an inch long, go lotionless for the day, then sugar away.</p>
laser		<p>◦ No!no! 8800 Series Professional Hair Removal Treatment (\$250; hsn.com)</p> <p>Although intimidating at first, you'll be hooked once you get the hang of it.</p>	<p>◦ The professional-strength laser uses revolutionary Thermicon technology that sends a gentle pulse of heat into the hair shaft and eventually reduces hair growth at the follicle.</p>	<p>◦ It's painless and safe to use on any skin type, anywhere—even your face.</p>	<p>◦ Be aware that it'll cost you in patience and in dollars. It takes multiple sessions to see real results, but it beats paying up to \$100 per doctor's treatment. Check with your dermatologist first if you have a skin disorder.</p>
rinse		<p>◦ Veet Suprem'Essence Spray On Hair Removal Cream (\$8.59; drugstores nationwide)</p> <p>Depilatories don't exactly smell like roses, but this product's velvet rose scent is actually not so bad.</p>	<p>◦ Spray it on, wait three to six minutes, and voila! The downside is you can expect stubble again after a few days.</p>	<p>◦ Quick, affordable and relatively flub free. The spray-on application is a convenient step above most messy formats.</p>	<p>◦ Do a patch test on a small section of your skin first to minimize the chance of irritation all over.</p>
shave & trim		<p>◦ Schick Quattro for Women TrimStyle (\$10.99; drugstores nationwide)</p> <p>This dual-powered smart tool almost makes grooming "down there" fun—almost.</p>	<p>◦ On one end is a four-bladed razor that offers a super-close shave; on the other is a battery-operated, waterproof trimmer with three length settings.</p>	<p>◦ Affordable and fast.</p>	<p>◦ Remember, even the fanciest razor is still a razor. Take the risk of irritation and ingrown hairs seriously. Always follow up with an ingrown eliminator elixir. See below.</p>
eliminate ingrowns		<p>◦ Whish Flawless Ingrown Hair Serum (\$22.50; Spa Nordstrom)</p> <p>A must-have for a bump-free, blemish-free bikini line, no matter your method of hair removal.</p>	<p>◦ Natural ingredients, including organic aloe, wheat germ extract, organic cucumber and rose hips extract soothe inflamed skin while willow bark, papaya and yeast extracts prevent ingrowns from forming.</p>	<p>◦ In a recent double-blind clinical study using women aged 18 to 60, 89 percent of the participants reported that the serum prevented ingrown hairs; all said it improved the appearance of their skin.</p>	<p>◦ Use it with a washcloth to slough away dead skin that traps hair beneath the surface.</p>